

688289

**2022**

1

[www.sse.com.cn](http://www.sse.com.cn)

2

3

4

5

6

7

2022

10

4.321

2023 4 18

588,459,803

9,769,042

250,052,277.83

2022

2022 11

10

2022

8.61

500,004,819.95

2022

257,387,915.84

1,007,445,013.62

2022

52.02%


8

1

A			688289	

	680	

680






( )

+ +

1

2





( )

1.

1

C27

C358

C2761

(In Vitro Diagnostic)

POCT

47%

81%

Kalorama Information The

Worldwide Market for In Vitro Diagnostic Tests, 14th Edition

2021

1,117

2016

450

2021 1,243 2024 1,957 2019-2024  
17.76%

2

**2.**

50

60

WHO

ISO

IVD

1,000

2,200

50

10

50

**3.**

**1**

1

PCR

NGS

POCT

CRISPR

2

IVD

IVD

3

+

LDT

LDT

2

1

2

2022 4 2

2022

2022

3 POCT POCT PCR

POCT

4 LDT LDT

LDT LDT LDT

LabCorp SYNLAB 5,000

500

2,000 150 2021

LDT 17

LDT

3

3.1 3

	2022	2021	(%)	2020
	9,173,762,083.74	7,090,370,148.22	29.38	5,454,374,137.67
	7,500,616,529.33	6,368,907,121.24	17.77	4,745,425,022.72
	6,450,356,637.86	4,514,539,266.46	42.88	4,762,963,903.32
	1,936,800,511.21	2,242,696,395.58	-13.64	2,616,597,026.75
	1,834,519,279.39	2,150,544,616.23	-14.70	2,592,675,720.17
	2,558,946,923.35	1,877,070,615.13	36.33	2,642,276,432.02

%	27.29	39.02	11.73	107.29
	3.31	3.81	-13.12	4.66
	3.31	3.81	-13.12	4.66
%	5.23	4.15	1.08	1.74

### 3.2

	1-3	4-6	7-9	10-12
	1,439,747,248.77	1,250,190,478.31	1,378,295,460.19	2,382,123,450.59
	651,863,092.87	473,068,075.40	473,436,697.42	338,432,645.52
	625,090,048.58	461,181,598.41	464,422,383.57	283,825,248.83
	551,234,147.94	368,345,084.44	308,348,548.90	1,331,019,142.07

4

4.1

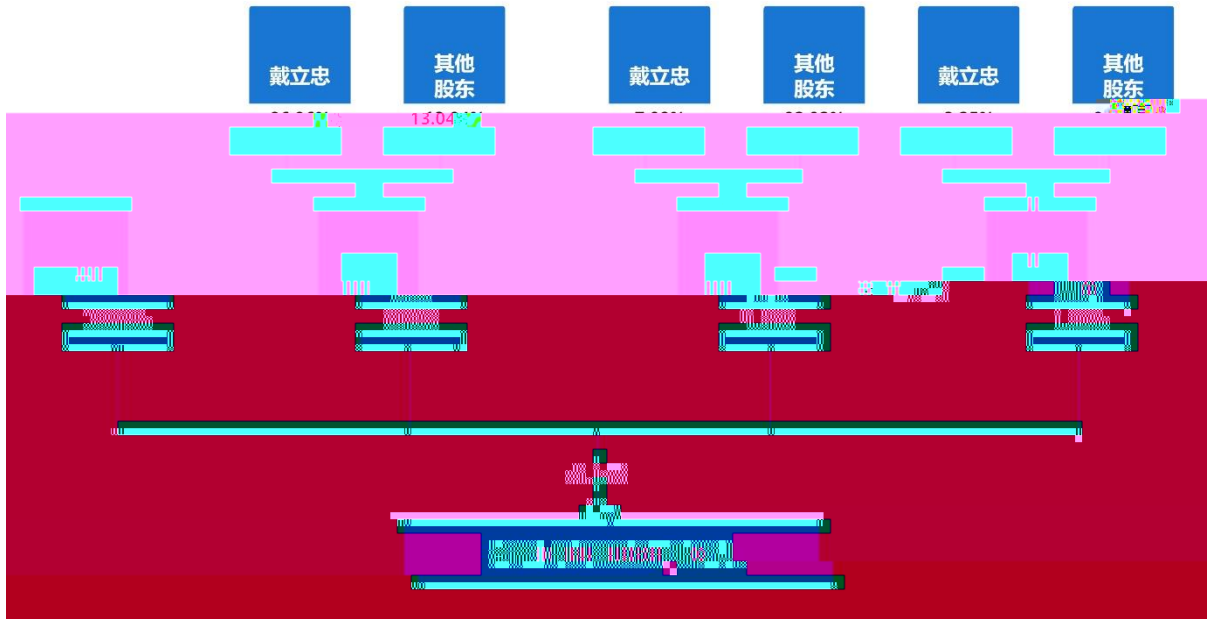
10

	:
( )	24,872
( )	26,109

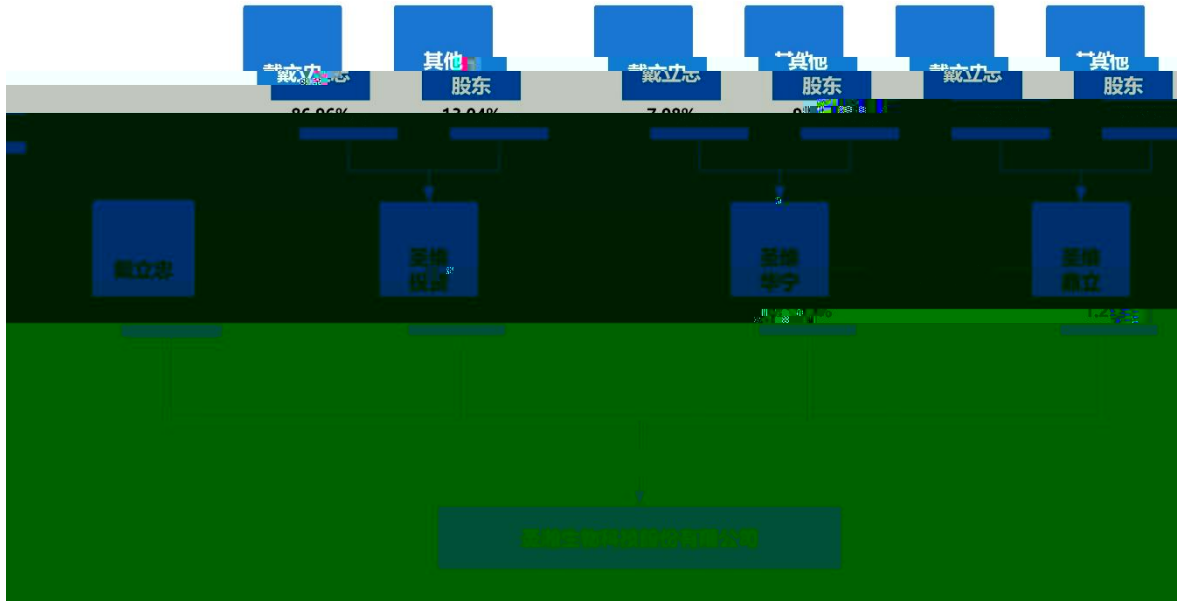
			(%)					
	62,153,706	190,042,348	32.29	187,203,190	187,203,190		0	
	22,133,677	50,362,170	8.56	0	0		16,700,000	
	12,063,761	37,196,596	6.32	37,196,596	37,196,596		0	
	10,675,904	32,917,370	5.59	0	0		32,917,369	
	-9,851,383	21,202,968	3.6	0	0		21,200,000	

	10,048,562	10,756,358	1.83	0	0		0	
	2,454,190	7,567,086	1.29	7,567,086	7,567,086		0	
	2,357,025	7,267,492	1.24	7,267,492	7,267,492		0	
	6,399,634	6,399,634	1.09	0	0		0	
	1,627,559	5,018,306	0.85	0	0		0	
				86.96%				
				3.25%				
				7.08%				

4.2



4.3



4.4

5

1

	645,035.66	42.88%
193,680.05	13.64%	